

# ZoetisDx

## How to Schedule a Consultation

### Quick Start Guide


You can access ZoetisDx at: [zoetisdx.com](https://zoetisdx.com)



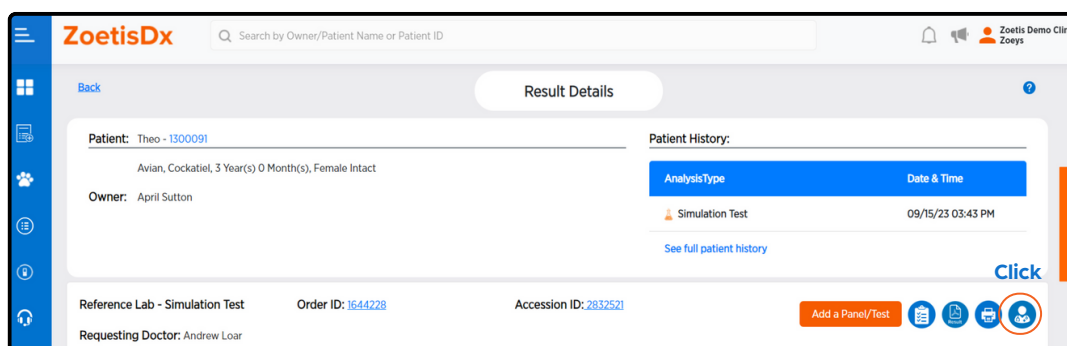
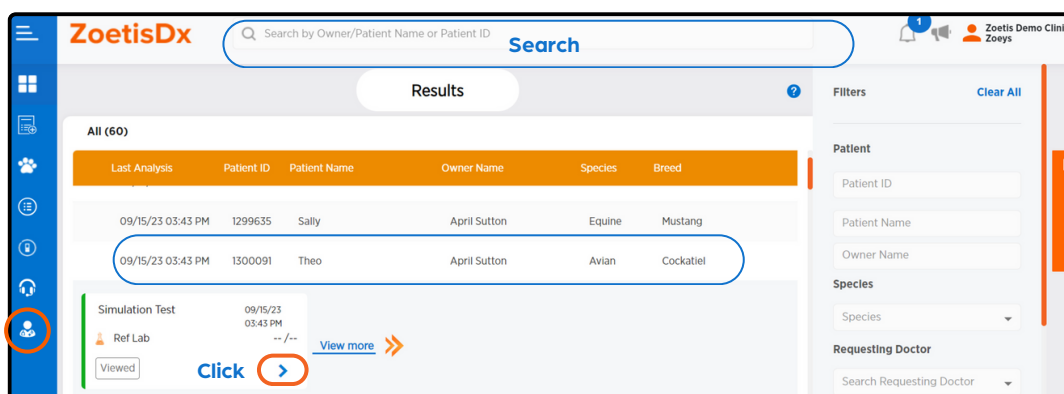
### How to Schedule a Consultation

1. Navigate to [zoetisdx.com](https://zoetisdx.com)
2. Once logged into [zoetisdx.com](https://zoetisdx.com), you have 2 ways to schedule a consultation:

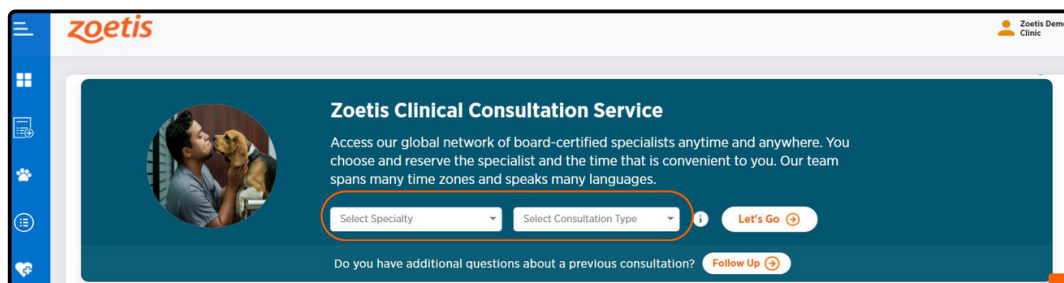
**Option a:** Click on the  **CONSULTATION REQUEST** icon in the bottom left corner of the screen.

**Option b:** Select the **TEST** in the latest tests performed or **SEARCH** for the patient in the search bar. Then click on the **BLUE ARROW** on the test requiring consultation. Then **CLICK** on the  **CONSULTATION REQUEST** icon on the right of the screen.

Option a



3. Follow the guided drop-down list, **CHOOSE** your desired *Specialty* and your desired *Consultation* type with the consultant. You will be prompted to choose either a scheduled *Zoom appointment* (audio or video) or an *email* response. Then **CLICK** on the **LET'S GO** button.





## How to Schedule a Consultation

4. **FILL** in the missing information (some will be prepopulated by the patient's file). **WRITE** your *clinical questions*, *comment* with medical history or relevant information. You can also **ATTACH** documents (x-rays, blood tests, images, medical records, etc.). Once it's complete, **CLICK** on the **REQUEST A CONSULTATION** button to complete the request.

5. You will receive a *confirmation e-mail*. If you have chosen to have a scheduled appointment, your Zoom link will be included in this email.
  - At the time of your scheduled appointment, click on the **ZOOM LINK** (or alternatively call the dial in number) in your confirmatory email to access your meeting with the consultant.
  - If you have chosen an **EMAIL** response, the consultant's report will be emailed to you as soon as possible (typically within 24 hours Monday-Friday).



## Additional Information

This service is offered complimentary for patients who have received a recent Vetscan test. To ensure Zoetis diagnostic results are linked to your ZoetisDx account and available to link to a consult request, make sure your FUSE serial number is in your clinic's profile. Patient results will not be accessible to consultants if these accounts are not linked.

ZoetisDx has many features beyond the clinical consultation service. If you have additional questions about ZoetisDx or need any assistance with getting registered, please reach out to your local technical support team on **1800 270 727**.