

ZOETIS DIAGNOSTICS

vetscan Rapid™

Spend less time testing and more time caring for your patients

With Vetscan® and Witness® Rapid Tests

Get the flexibility and answers you need to make fast, confident diagnoses with our convenient rapid tests portfolio.



Reliable, point-of-care rapid test **simplifies diagnoses**

- ✓ Results in as little as **8 minutes**
- ✓ Delivered through **lateral flow technology**, proven for 30+ years
- ✓ Request confirmatory testing when needed*



Easy operation **requires minimal hands-on time**

- ✓ **Simple, intuitive 3-step process** helps minimize errors
- ✓ **Automatic reading and reporting** with the Vetscan Vue®†
- ✓ **Frees staff** to spend time where they're needed most



Efficient operation and storage **minimizes waste**

- ✓ 12-month shelf life for most tests helps **ensure every test counts**
- ✓ Room temperature storage **saves valuable refrigerator space**

* Zoetis offers confirmatory testing for all heartworm and FeLV/FIV tests, and on a case-by-case basis for tick-borne testing. Additional charges may apply.

† Witness tests are not compatible with the Vetscan Vue.

Choose from a wide portfolio of reliable rapid tests...

...and run only those needed to make the right clinical decisions.






Test	Detects antigens (Ag), antibodies (Ab) or hormones	Time to results	Sensitivity	Specificity	Species
Canine Infectious Disease					
Vetscan Flex4^{1,2}	Heartworm Ag, <i>Anaplasma</i> Ab, <i>Ehrlichia</i> Ab, <i>Borrelia burgdorferi</i> Ab	8 minutes	Ehrlichia 97.4% Anaplasma 93.3% See below for Vetscan Heartworm and Lyme.	Ehrlichia 97.5% Anaplasma 96.4% See below for Vetscan Heartworm and Lyme.	
Vetscan Heartworm³	Heartworm Ag	10 minutes	98.5%	94.0%	
Witness Heartworm⁴	Heartworm Ag	10 minutes	97.0%	96.4%	
Witness Lepto⁵	<i>Leptospira</i> Ab	10 minutes	83.7%	90.2%	
Tick-Borne Disease					
Vetscan Lyme⁶	See <i>Borrelia burgdorferi</i> Ab Flex4 above	8-10 minutes	100%	100%	
Feline Infectious Disease					
Vetscan FeLV/FIV⁷	Feline Leukemia Virus Ag, Feline Immunodeficiency Virus Ab	10 minutes	FeLV 94.6% FIV 99.2%	FeLV 99.4% FIV 99.2%	
Witness FeLV/FIV^{8,9}	Feline Leukemia Virus Ag, Feline Immunodeficiency Virus Ab	10 minutes	FeLV 92.9% FIV 93.8%	FeLV 96.5% FIV 93.4%	

Data from USDA submission or recent peer reviewed publications.




LOOK DEEPER

Learn more at zoetisdiagnostics.com/rapids

Test	Detects antigens (Ag), antibodies (Ab) or hormones	Time to results	Sensitivity	Specificity	Species
Fecal					
Vetscan Parvo¹⁰	Parvovirus Ag	10-15 minutes	96%	98.7%	
Witness Parvo¹¹	Parvovirus Ag	10 minutes	86.3%	96.1%	
Vetscan Giardia¹²	Giardia Cyst Ag	10-15 minutes	98.1%	99.3%	
Reproduction					
Witness Relaxin^{13,14}	Relaxin Hormone due to Pregnancy	10 minutes	Canine: 99% Feline: 100%	Canine: 100% Feline: 95.9%	 

Data from USDA submission or recent peer reviewed publications.

Test	Detects	Time to results	Level of Agreement	Comparison Standard	Species
Pancreatic					
Vetscan cPL^{5,15}	Canine Pancreatic Lipase	10 minutes	ICC*: 0.96	Spec cPL	

⁵ Must be read with the Vetscan Vue Rapid Test Analyzer

¹¹ May also aid in distinguishing between ovariectomized female dogs or cats from those that are sexually intact

* Intraclass Correlation Coefficient (Agreement Scoring)

References: 1. Additional Study: Abaxis Ehrlichia Sensitivity and Specificity Report to USDA 2. Additional Study: Abaxis Anaplasma Antibody Test Kit Sensitivity and Specificity Report 3. Henry, LG, et al., Vet Parasitol, 2018 4. Starkey, LA, et al., Parasit Vectors, 2017 5. Study Report No. D866R-US-14-015-Supplement (D6015Q005) 6. Additional Study: Canine Lyme Disease S&S Clinical Trial Submission Report 7. Study Report No. D886R-US-19-057 8. No. D880Z-US-14-013 9. Outcomes Research Report No. D880Z-US-14-014 10. Study Report: Parvo Sensitivity/Specificity Data Report 11. Decaro, N, et al., Vet J, 2013. 12. Additional Study: Giardia Sensitivity-Specificity Data Report 13. Study Report: Witness Relaxin Global Dossier Version n°1 14. DiGangi, BA, et al., J Am Vet Med Assoc, 2010. 15. Cridge, H, et al., J Vet Intern Med, 2018

ZOETIS DIAGNOSTICS

vetscan® VUE

Flexible, automated rapid test processing

The Vetscan Vue utilizes Wi-Fi technology to automate the scanning, interpretation and sharing of results. For use with all Vetscan rapid tests, it eliminates operator subjectivity and provides reproducible results test after test.



Mobile app-based operation

Operate from an iOS® or Android™ device and get notifications when results are ready.

Timed scan option

Never miss a read time — insert the test and the Vetscan Vue scans at the correct time.

Quick scan option

Read and interpret multiple tests, saving valuable time.

Connected

View results online at ZoetisDx.com and connect them with your PIMS.^A

POWERED BY



Bringing specialist-level medicine to your clinic

Vetscan rapid tests and the Vetscan Vue are part of an ecosystem of innovative diagnostic products and services, all seamlessly connected by the Zoetis Virtual Laboratory. With point-of-care analyzers, reference laboratory services and anytime[†] specialist support, it elevates care and empowers you to make fast, confident treatment decisions.

^ACompatible with select PIMS.

[†]Dependent on consultant availability.

LOOK DEEPER

Learn more at zoetisdiagnostics.com/rapids

All trademarks are the property of Zoetis Services LLC or a related company or a licensor unless otherwise noted.
© 2024 Zoetis Services LLC. All rights reserved. RPD-00154